

## Opti-myst® Pro 1000

Built-in Electric Cassette

CDFI1000-PRO

Design with fire,  
not limitations.

NEW!  
Increased  
flame height,  
plus  
customizable  
width

Picture the perfect fireplace: any length, any location, and any number of sides. Forget about venting, gas lines and hot glass, because they are a thing of the past. Now imagine flames made of water that you can reach out and touch. The revolutionary Opti-myst by Dimplex reinvents the electric fireplace and makes it easier than ever to add a dramatic fire feature to any space. Single-sided, corner, 3-sided, see through 360° view, the possibilities are endless, so go ahead, play with fire.


  
opti-myst

# Opti-myst® Pro 1000

## Built-in Electric Cassette

CDFI1000-PRO

**Customizable Flame**  
Shown with spacer  
inserts for a more  
organic flame.



**Customizable Flame**  
Shown with slot inserts  
for a contemporary  
ribbon of flame.



Optional Pro 1000 Log Kit also available (CDFILOG-KIT)  
(includes two log sets)

120 Volts | 460 Watts | 1,569 BTU

### Optional Media Kits



CDFI1000-BLKRCK



CDFI1000-RVRCK



CDFI1000-DWSKIT

### Features

- Opti-myst® Flame Effect**  
Revolutionary ultrasonic technology produces a fine mist to create the illusion of flames and smoke.
- Modular Design**  
Multiple 20" (50.8 cm) and 40" (101.8 cm) cassettes can be combined in series to achieve the desired length for dramatic linear installations impossible to achieve with gas fires.
- Customizable Flame Width**  
Includes spacers and slots for customizable flame width and pattern.
- Adjustable Flame Intensity**  
Control the desired volume of flame to suit.
- Continuous Water Supply**  
Optional plumbed water supply kit provides continuous operation without refilling water tanks.
- All-day Flames**  
Fill the water tank with tap water and enjoy up to 8 hours of continuous flames.
- Crackling Sound Effects**  
Enjoy a more complete sensory experience with the sound of natural wood fire.
- Frame, Wire and Finish**  
Basic installation requires fewer tradespeople, no gas lines, venting or chimney.
- Zero Emissions**  
The most sustainable fireplace option; no emissions and 100% efficient.
- Energy Efficient**  
Uses low-energy LED lights for low-cost operation.
- Heat-free Operation**  
Designed with the sole purpose of providing a stunning visual fire feature.
- Sight and Sound Remote**  
Control the flames and crackling sound effects at the touch of a button.

Model #	Description	Lbs/Kg	UPC	Wty.	Carton Dimensions (WxHxD)		Cube	
					Inches	cm	Ft³	M³
CDFI1000-PRO	Opti-myst® Pro 1000 Cassette	35 / 15.87	781052 112612	2 yr.	44-1/5 x 13-3/8 x 18-1/8	113.0 x 34.0 x 46.0	8.8	0.3
CDFILOG-KIT	Pro 1000 Log Kit (2 log sets)	28 / 12.7	781052 104754	1 yr.	23-1/2 x 11 x 17-1/2	60.0 x 28.0 x 44.5	2.61	0.07
CDFI1000-TRAY	Media Tray	7 / 3.18	781052 117365	1 yr.	42-3/4 x 3-1/8 x 14-3/4	108.5 x 7.9 x 37.3	1.13	0.03
CDFI1000-BLKRCK	Black Rock Media	24.2 / 11	781052 121065	1 yr.	(2) 14 x 3-1/4 x 6-1/4	(2) 6.34 x 1.44 x 2.82	0.16	0.00
CDFI1000-RVRCK	River Rock Media	23 / 10.4	781052 121072	1 yr.	(2) 14 x 3-1/4 x 6-1/4	(2) 6.34 x 1.44 x 2.82	0.16	0.00
CDFI1000-DWSKIT	Driftwood Media	1.76 / .79	781052 121027	1 yr.	25-1/8 x 5-3/8 x 5-5/8	62.7 x 13.7 x 14.3	0.43	0.01
CDFIPLUMB-KIT	Plumb Kit	0.7 / .32	781052 103221	1 yr.	15-1/2 x 3-1/2 x 6-1/2	39.4 x 8.9 x 16.5	0.20	0.01
CDFI-PLUGKIT	Plug Kit	1.2 / .54	781052 105591	1 yr.	11-1/4 x 3-1/4 x 4	28.7 x 8.1 x 10.2	0.08	0.00
CDFI-TMHEAT	Opti-myst® Heater	7 / 3.2	781052 121058	1 yr.	17-3/4 x 9-7/8 x 5-3/4	45.0 x 25.0 x 14.5	0.47	0.02

Specifications, finishes and dimensions are subject to change.

SE-369-R06-092420

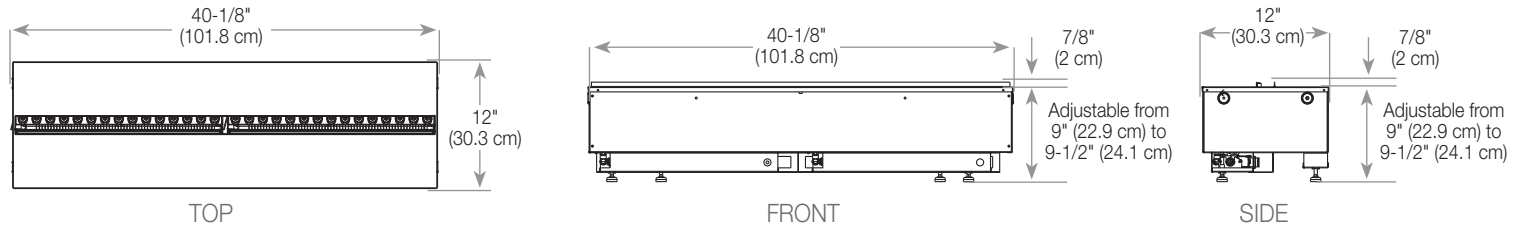
# Opti-myst® Pro 1000

## Built-in Electric Cassette

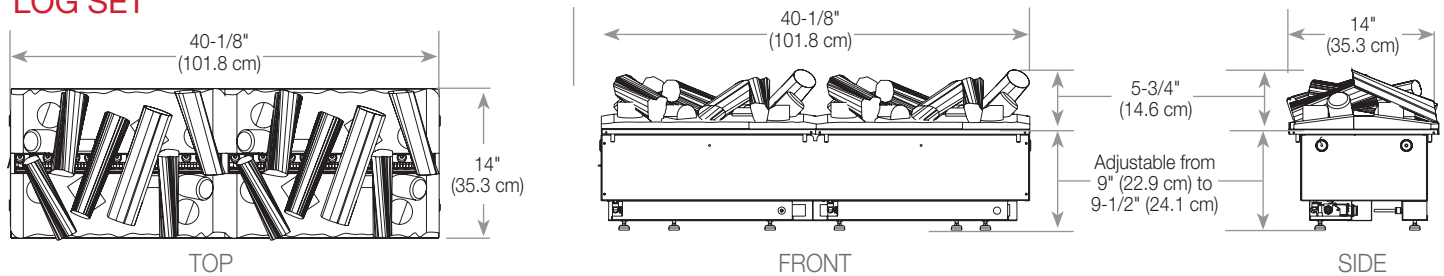
CDFI1000-PRO

### Product Dimensions:

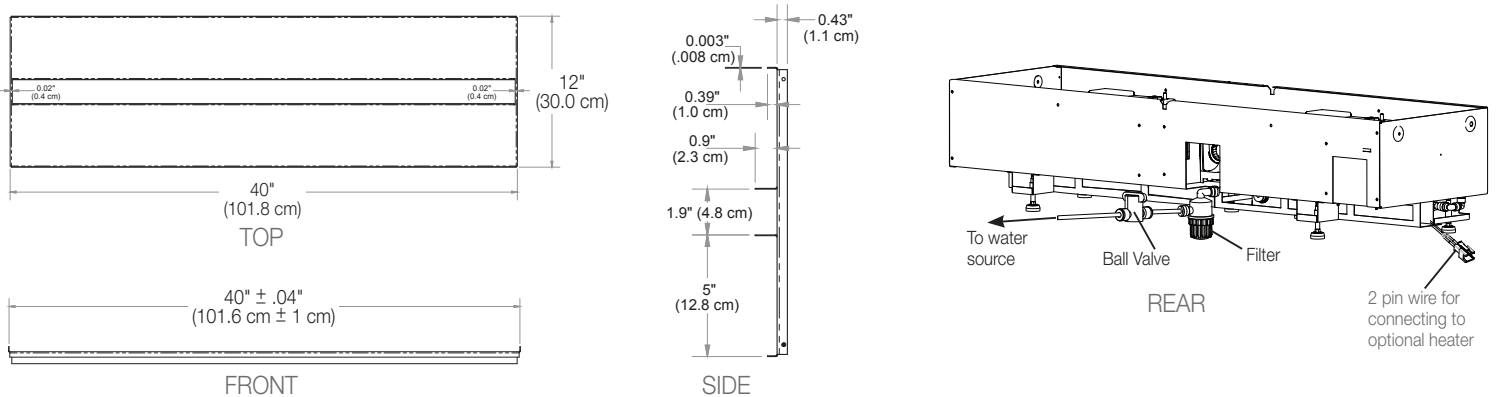
#### MEDIA PLATE



#### LOG SET

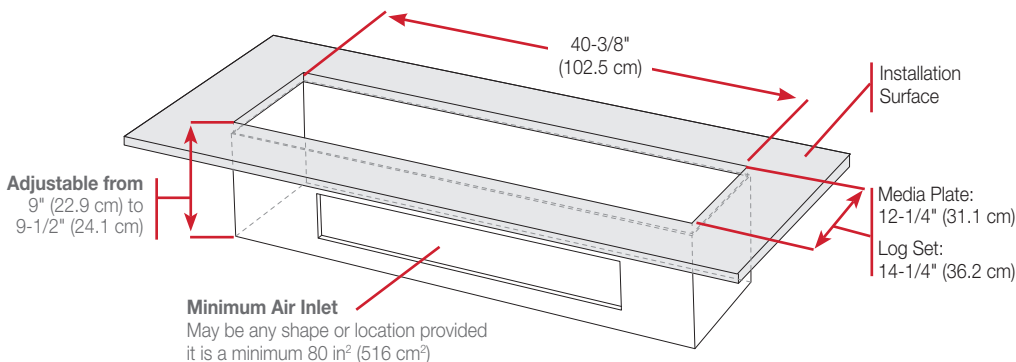


#### MEDIA TRAY



### Framing Dimensions

**Caution:** When determining a location for the Opti-myst® cassette, ensure that the unit will not be susceptible to drafts, vents, ceiling fans and other air currents. Similar to a candle, large movements of air will affect the unit's ability to create and maintain the flame effect.



#### Bluetooth Receiver

Must be connected for operation. Can be recessed inside the wall or installed for remote control accessibility.

